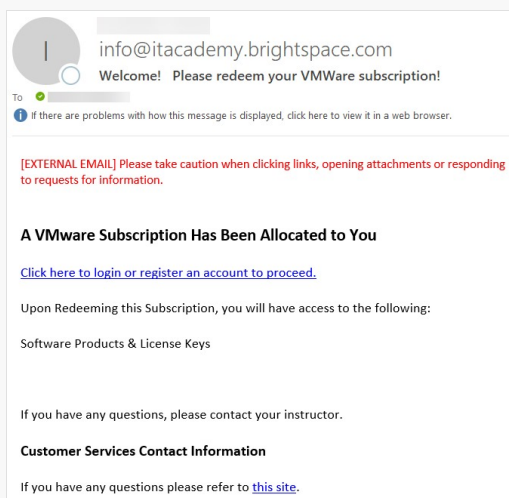


First Time Registration or Enrollment

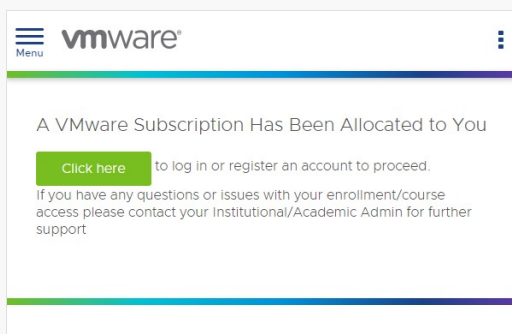
Version 6

Published 5/6/2022 by **Nadine Chautilal** Last updated 5/9/2022 6:01 AM by **Nadine Chautilal**

1. In your Inbox, open the email and click the link to activate your VMware subscription



2. You will now be directed to the VMware page. Click the green button to register for an account.



3. Click Register



Register

4. Enter your Account and Contact Details

If you are looking to apply to become a VMware IT Academy Program or an Academic Software Licensing Program please click the "Join the Program" tab at the top and then "Apply" in order to correctly apply.

If you need additional help please follow this tutorial video D2L # 1 How to Apply to the Program - YouTube

Please enter your information below. All fields with * are required.

Account Details:	Contact Details:
Please use the email address you were invited with Email Address*	First name*
<input type="text"/>	<input type="text"/>
Please use the email address you were invited with Confirm Email*	Last name*
<input type="text"/>	<input type="text"/>
Password*	
<input type="password"/>	
Password (again)*	
<input type="password"/>	

Terms and Conditions:

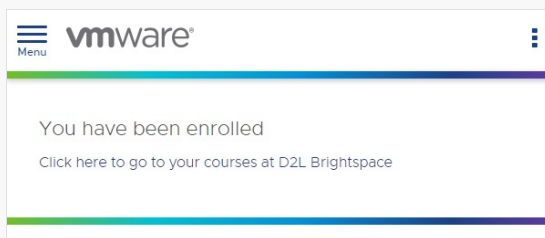
☐ I have read and accepted the [Learner Terms of use Agreement](#)*

☐ I would like to receive program information. Please see our [Privacy Policy](#).

Create Account

5. Click the link to Redeem your subscription

6. Congratulations you are enrolled and click the link to go to your courses



7. You can click Software Products & License Keys to select your product.



tags : vmware